




Insights Alberta

Building a Data Culture

#insightsalberta

Joanne Pitman

Director of Administration and Learning, Grande Prairie School District



Building Skills and Taking Action: System supports for connecting student voice to quality Instruction, collaborative practice and purposeful engagement

Grande Prairie Public School District

Joanne Pitman
James Robinson

Director of Administration & Learning
Assistant Superintendent Student Services

WHAT



Examine, explore and deepen the analysis and action planning for OurSCHOOL results at the system and site level

WHY

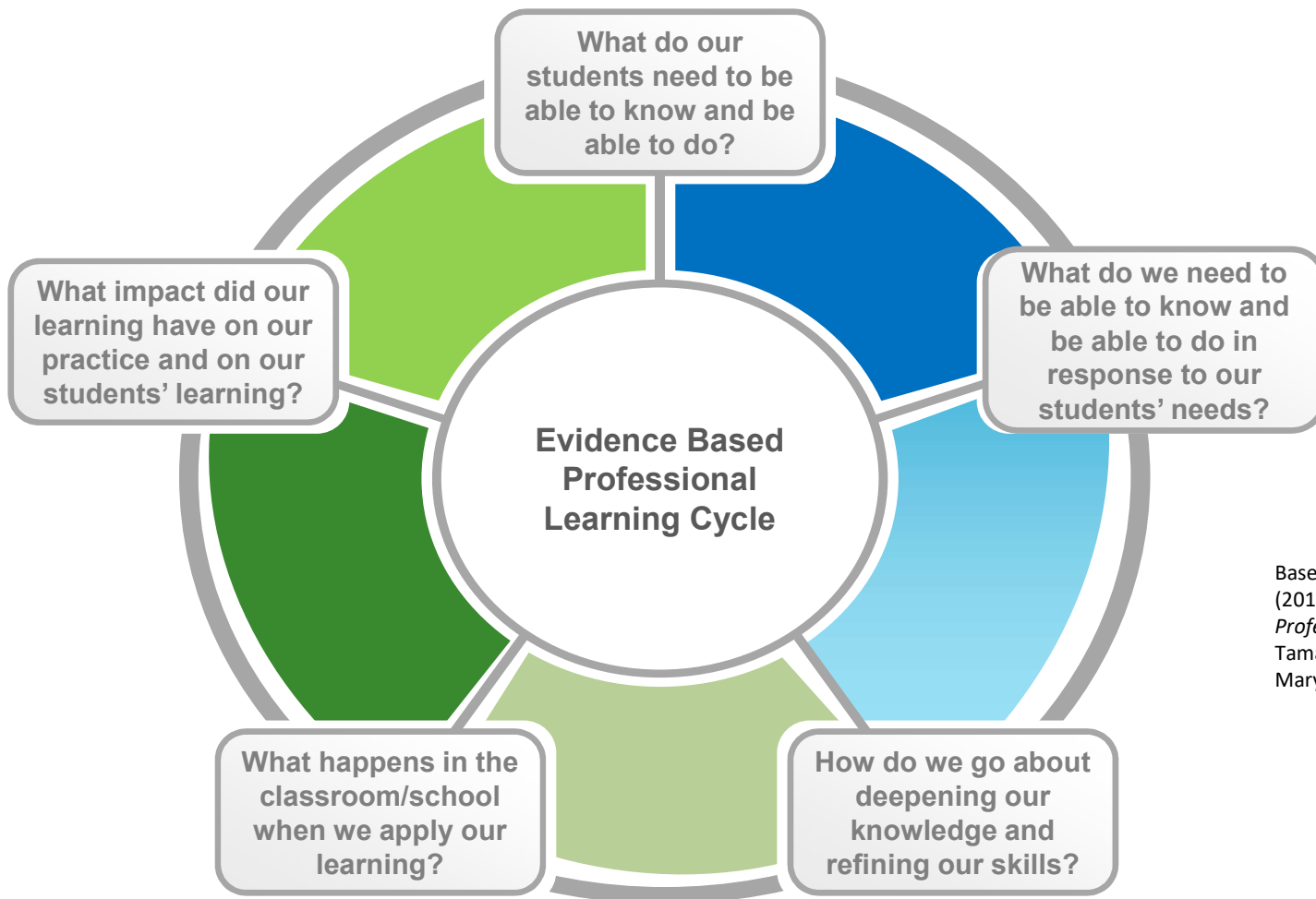
When we develop consistent structures and patterns of working at the system level, we support the system and sites to engage in rigorous use of student voice to inform practice

HOW

By creating structures and tools to develop and support skills in the use of evidence at the system and site level



At the Centre: Process of An Inquiry Mindset



Based on work by Helen Timperley (2011) *Using Student Assessment for Professional Learning*. Authors: Tamara Downey, Helen Timperley, Mary Wootton (2011)



Alberta Education Outcomes

Collaborative Practice

District Learning Focus

Whole School Learning Focus

Quality Instruction

Effective Leadership

PLC Team Learning Focus

Individual Teacher Learning Focus

Purposeful Engagement

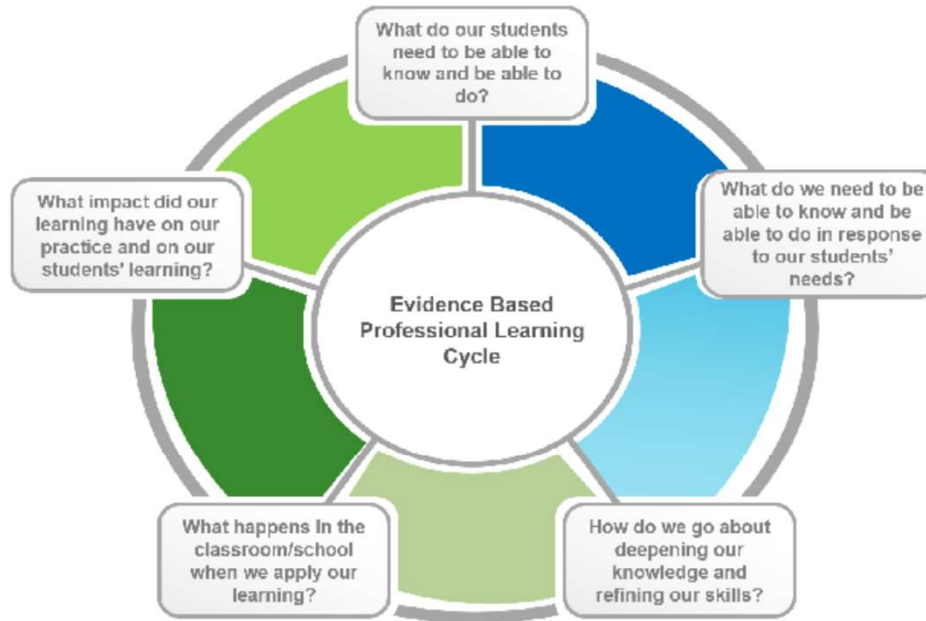


School Improvement Planning

Whole school focus on deepening teacher knowledge and skills to improve student learning and achievement based on the needs of the school.

Professional Learning Community Teams

Teacher teams engaging in collaborative evidence-based inquiry on the impact of teacher learning and practice on student learning and achievement.



Case Management

Tier I

Teacher teams working collaboratively on a defined instructional goal to improve achievement of a **student**

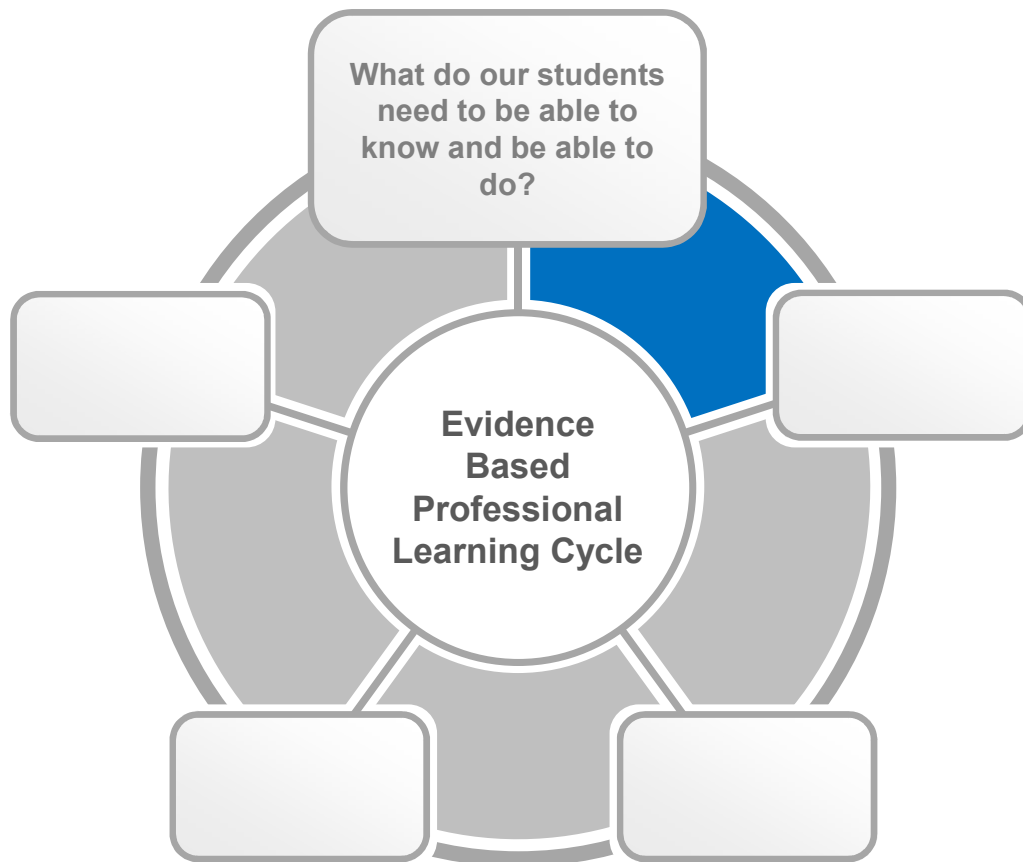
Tier II

Individual teacher, administration, school and/or district inclusive supports working collaboratively on a defined instructional goal to improve achievement of a **student**

Tier III

Individual teacher, administration, district inclusive support working collaboratively on a defined instructional goal to improve achievement of a **student**





Student Needs

- What do I want them to learn? Why?
- What are the learning intentions and goals?
- What are the success criteria?
- What are my students' strengths?
- What are their needs, in terms of discipline knowledge, general capabilities and attitudes, motivation and dispositions to learning?

Evidence

- Student feedback and voice in learning
- Student attitudes to school
- Analyzing student work

System Structures

1. All Admin Meetings with a focus on using the Evidence Based Professional Learning Model to guide our use of OurSCHOOL data to inform the practice of leaders and teachers
2. Specific work on planning the ways in which evidence is utilized and presented to staff
3. Ongoing support for new administrators to disaggregate and identify priorities for use of student voice to inform planning



Setting Priorities

What does our school need to use data or evidence in order to identify our learning needs and instructional areas of focus?

Based on priorities—what questions should we ask of the data?

What is the Data or Evidence available?

Province	District	School Level
Student Learner Assessments (SLA)	District Survey	Fountas & Pinnell
Provincial Achievement Tests (PAT)	Tell Them From Me (TTFM)	OCA
Diploma Exams		Attendance
Accountability Pillar (APORI)		IPPs
		Report Cards
		Student Surveys
		Student Interviews
		Formative Assessments

Documentation and Display

- What guiding documents do I have outlining the purpose for data, the way in which it is used, and the timelines for gathering and reviewing?
- How do I make data available to staff and how is it displayed? Who is most responsible for this? Is there anything I need to change?

Analysis

What does the data say?

Interpretation

What does the data mean?

Analysis Questions

- What do you see?
- What surprises you?
- What questions do you have?
- What patterns do you notice?
- Which students are being successful?
- Which students are being unsuccessful?
- What pieces of data stand out from the rest?
- What trends and patterns do you notice over time?
- What similarities and differences do you see across the various data sources?



Interpretation Prompts

- Wow! I'm thrilled about the _____ that I see in this data from the _____. What did we do to make that possible?
- I noticed _____ when I looked at this data from the _____. I think it indicates _____.
- I'm puzzled by the data from the _____ because it doesn't seem to match with _____. (Possible reasons why or questions to explore.)
- Based on the results, what assumptions have we made about our students?
- Based on the results, what opportunities might we have to address needs of students?
- What aspects of our instruction and/or structures explicitly contribute to our successes?
- What aspects of our instruction and/or structures explicitly contribute to the identified challenges?

Actions

- What interventions can be offered?
- What supports are required to move forward?
- What implications does this have for instruction and professional learning?
- How might our Professional Learning Community teams address identified needs?



Exemplars of Guiding Questions

<p style="text-align: center;">Guiding Questions for Analysis</p>	<p>Consider the general implications of (OurSCHOOL, APORI, PAT/DIP data, 5 year trend, Student Profile Data, Report Card Indicators) Use the following questions: <i>Determine which questions might be your primary focus. You may well wish to drill down to be more specific in your questioning as it relates to individual data sets you are selecting.</i></p> <p>Analysis:</p> <ul style="list-style-type: none"> • What patterns do you notice in student feedback in relation to instruction, engagement, relationships? • What patterns do you notice in parent feedback in relation to instruction, engagement, relationships? • What patterns do you notice in relation to specific curricular strands/outcomes within each subject area. Identify significant areas of strengths or deficits in student understanding/application. What does this mean for instructional practice? • What similarities and differences do you see across the various data sources? • Which students are being successful? • Which students are being unsuccessful?
<p style="text-align: center;">Guiding Questions for Interpretation</p>	<p>Consider the general implications of (OurSCHOOL, APORI, PAT/DIP data, 5 year trend, Student Profile Data, Report Card Indicators) Use the following questions: <i>Determine which questions might be your primary focus. You may well wish to drill down to be more specific in your questioning as it relates to individual data sets you are selecting.</i></p> <p>Interpretation:</p> <ul style="list-style-type: none"> • Based on the results, what assumptions have we made about our students? • Based on the results, what opportunities might we have to address needs of students? • What do the students/parents say they need? • What aspects of our instruction/planning explicitly contribute to our successes? • What aspects of our instruction/planning explicitly contribute to the identified challenges?



Connecting Categories

Quality Instruction	Purposeful Engagement		
	Social	Institutional	Intellectual
Relevance	Sense of Belonging at School	Values Schooling Outcomes	Interest and Motivation
Appropriately challenged	Participation in Sports & Clubs	Attendance	Effort
Rigour	Positive Friendships at School	Positive Behaviour	Appropriately Challenged
Interest and Motivation		Homework & Study Habits	



Considerations

1. Which evidence do we find we tend to focus on first? Why might that be?
2. Which evidence might we use to guide our planning of:
 - Student supports and services
 - Scheduling
 - School Structures
 - Programming



Creating the Space

- Coherence between use of data sets - No longer a “one off”
- Mindset of informing the system to inquire into patterns
- Attitude of responsiveness to students at sites
- Building Collective Efficacy: when we take action things change

